



2001: a year of transformation and achievement

- › GKN demerges Industrial Services businesses to Brambles Industries plc which forms dual listed company with Brambles Industries Limited of Australia.
- › GKN goes forward as a global engineering group focused on automotive and aerospace.
- › Increased sales and strong operating cash flow in challenging market conditions.
- › Automotive Driveline Division increases sales by 10% despite downturn in North America. Nissan outsourcing and Toyota joint venture build presence in Japan.
- › Reduced contribution from other automotive businesses. Disappointing performance from Powder Metallurgy. Corrective actions in place.
- › Continuing progress in Aerospace. US military aircraft programmes worth \$4 billion to GKN following acquisition of structures businesses from Boeing.
- › Creation of AgustaWestland. Strong performance as sales success maintains £5.2 billion order book.
- › Final dividend per share 7.3p. Equivalent to annual dividend on pro forma basis of 11.0p.

Demerger of Industrial Services



GKN Automotive and Aerospace financial performance

Pro forma financial results for continuing businesses	2001	2000	Increase/ (decrease)
Sales	£4,337m	£4,134m	5%
Profit before tax, goodwill amortisation and exceptional items	£245m	£386m	(37%)
Operating cash flow*	£206m	£89m	131%
Earnings per share before goodwill amortisation and exceptional items	24.7p	39.1p	(37%)
Pro forma dividend per share**	11.0p	n/a	n/a

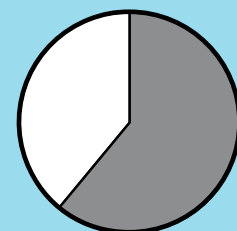
* Cash flow from operating activities after capital expenditure, before interest

** Based on 2001 final dividend being two-thirds of total

2001 Operating profit by business

before goodwill amortisation
and exceptional items

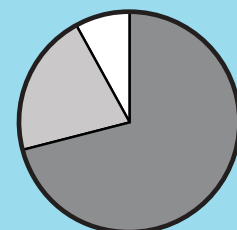
■ Automotive £187m – 61%
□ Aerospace £119m – 39%



2001 Operating profit by region of origin

before goodwill amortisation
and exceptional items

■ Europe £218m – 71%
■ Americas £64m – 21%
□ Rest of the World £24m – 8%



Sales £m

■ Automotive
□ Aerospace

01	2,844	1,493
00	2,683	1,451
99	2,394	1,439
98	2,230	907
97	2,049	904

Operating profit £m before goodwill amortisation and exceptional items

■ Automotive
□ Aerospace

01	187	119
00	308	116
99	273	138
98	246	99
97	208	103